NO. P3E772

	E	D	C	B	A	極数 No.of contacts
	1.5	11.0	14.4	21.7	27.9	4
	10.5	20.0	23.4	30.7	36.9	16
	15.0	24.5	27.9	35.2	41.4	22
△1	18.0	27.5	30.9	38.2	44.4	26
△1	19.5	29.0	32.4	39.7	45.9	28
	21.0	30.5	33.9	41.2	47.4	30
	22.5	32.0	35.4	42.7	48.9	32
	28.5	38.0	41.4	48.7	54.9	40

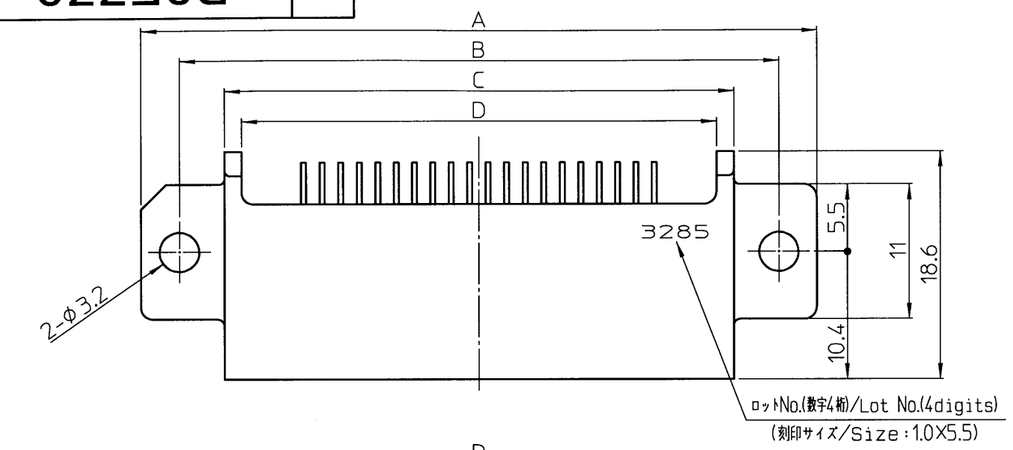

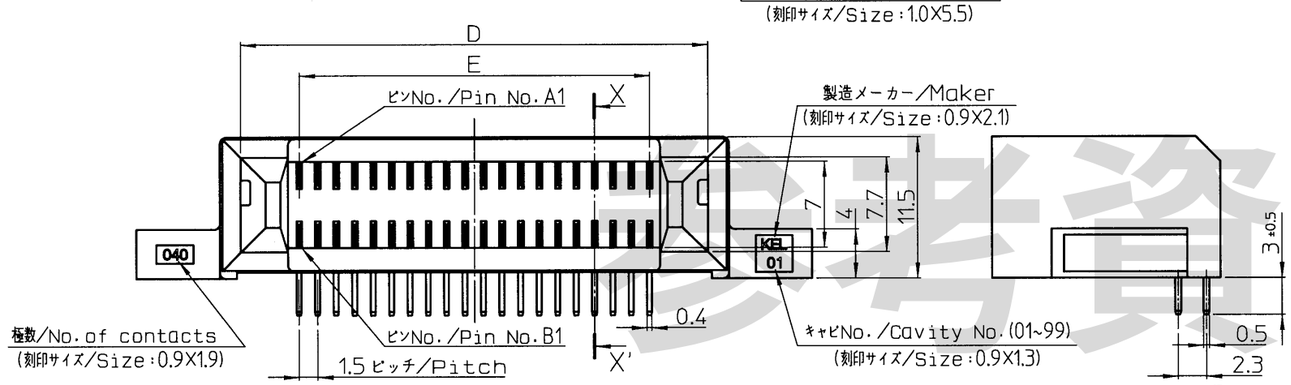

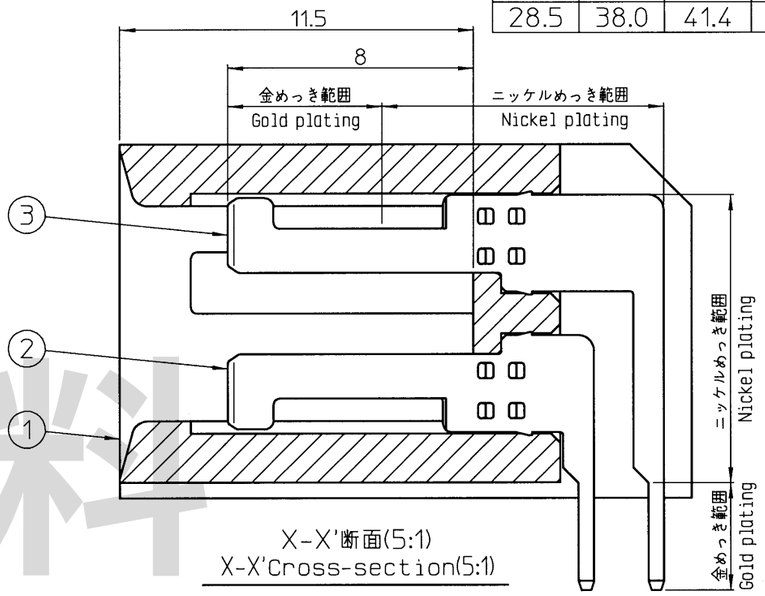

X-X'断面(5:1)
X-X'Cross-section(5:1)

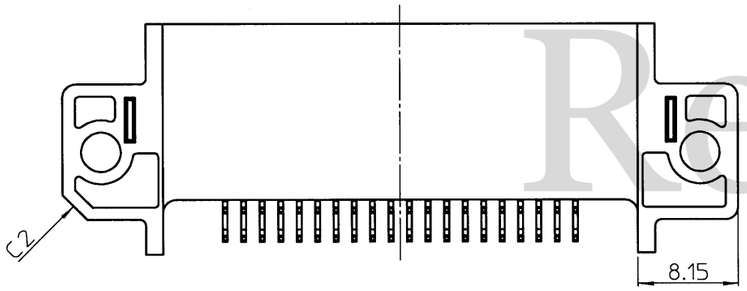

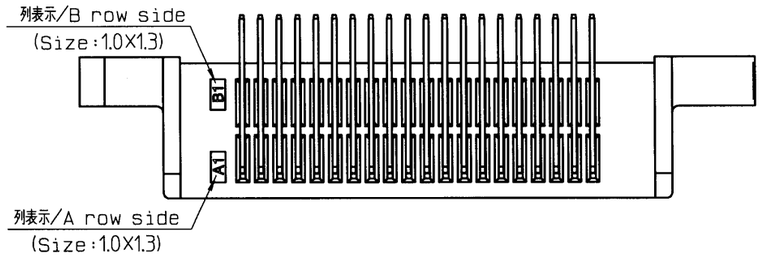

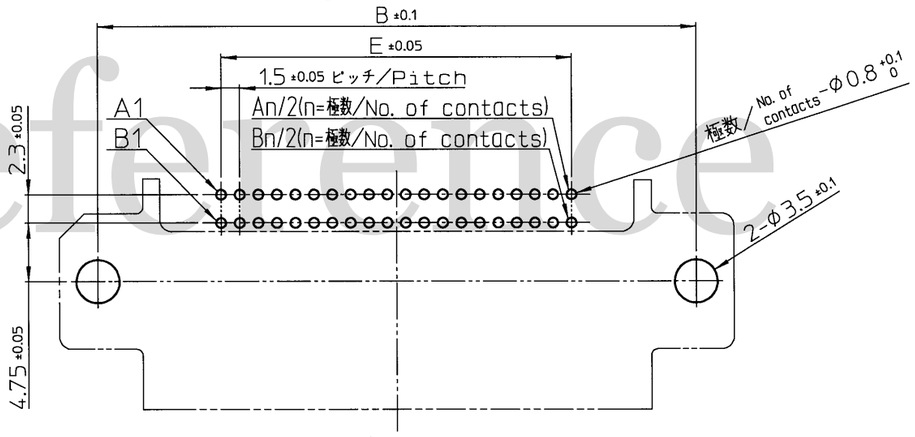

参考基板設計要領(コネクタ搭載面)
A reference drawing of P.W.B.(connector mounting side)

NOTES
1. 指定なき寸法公差
Unless otherwise specified, tolerance shall be
0~10未満 ±0.2 / Less than 10 ±0.2
10~50未満 ±0.25/ 10 to Less than 50 ±0.25
50以上 ±0.3 / 50 or more ±0.3
2. コンタクト仕上/Contact finish
ニッケルめっき下地/Under plating Nickel
接触部/金めっき(0.05μm以上)
Contact area/Gold plating(0.05μm or more.)
テール部/金めっき(0.03μm以上)
Tail area/Gold plating(0.03μm or more.)
3. 品名/Part name
FAS11-□□□L
ライトアングルタイプ/Right angle type
極数/Number of contacts
シリーズ名/Series name
4. 本図は40極で記載したものである。
This drawing is based on 40pin contacts.
5. 参考基板厚/Reference P.W.B. thickness
t=1.6

No.	名称 Part name	数量 Quantity	材質 Material	仕上 Finish
3	P2コンタクト P2 Contact	極数/2 No.of contacts/2	黄銅 Brass	SEE NOTE2
2	P1 コンタクト P1 Contact	極数/2 No.of contacts/2	黄銅 Brass	SEE NOTE2
1	インシュレータ Insulator	1	PBT ガラス繊維入り UL94V-0 色:黒 Glass-filled PBT UL94V-0 Color:Black	――

REV. DATE	APPROVED BY	CHECKED BY	DRAWN BY	DESCRIPTION
△2 ×				
△1 ×2 Dec.08,2023	K.Tagai	S.Tanaka	Y.Aoki	26、28極追加。/Add 26,28 pin.

THIRD ANGLE PROJECTION	DRAWN BY / DATE	CHECKED BY / DATE	APPROVED BY / DATE	SCALE	UNIT
	Y.Takasu Nov.15,2023	S.Tanaka Nov.15,2023	K.Tagai Nov.15,2023	2:1	mm

MATERIAL
FINISH
TITLE: FAS11-□□□L
KEL CORPORATION
DRAWING No. P3E772
REVISION 1

参考資料
Reference