Sample Kit Contents

Part Number	Inductance (µH) at 100 kHz	Inductance Tolerance	DC Resistance (mΩ) ±10%	Rated Current (A)		Quantity
				Irms[1] (Ref.)	Isat[2] (Ref.)	
MPC0730LR20C	0.20	±25%	1.20	23.0	17.5	20
MPC0740LR42C	0.42	±20%	1.55	22.0	20.0	20
MPC0750LR60C	0.60	±20%	2.30	17.0	19.0	20
MPC0750LR68C	0.68	±20%	2.20	18.0	16.0	20
MPC1040LR36C	0.36	±20%	1.05	25.5	30.0	20
MPC1040LR45C	0.45	±20%	1.10	25.0	27.0	20
MPC1040LR56C	0.56	±20%	1.30	23.0	25.0	20
MPC1040LR88C	0.88	±20%	2.30	17.0	24.0	20
MPC1055LR36C	0.36	±20%	0.75	32.0	35.0	20
MPC1055L1R0C	1.00	±20%	2.30	18.5	21.0	20
MPC1250LR36C	0.36	±20%	0.65	38.0	40.0	20
MPC1250LR50C	0.50	±20%	0.80	35.0	40.0	20
MPCG0730LR40	0.40	±20%	2.60	16.0	16.0	20
MPCG0740LR42	0.42	±20%	1.55	22.0	20.0	20
MPCG1040LR36	0.36	±20%	1.05	25.0	30.0	20
MPCG1040LR45	0.45	±20%	1.10	25.0	27.0	20
MPCG1040LR56	0.56	±20%	1.30	23.0	23.0	20
MPCG1040LR88	0.88	±20%	2.30	17.0	19.0	20
MPCH0730LR12	0.12	±20%	0.65	31.0	32.0	20
MPCH0730LR24	0.24	±20%	1.20	23.0	19.0	20
MPCH0740LR15	0.15	±20%	0.93	29.0	31.0	20
MPCH0740LR24	0.24	±20%	1.00	27.0	20.0	20
MPCH0740LR36E	0.36	±20%	1.42	23.0	22.0	20
MPCH1040LR36	0.36	±20%	0.88	28.0	24.0	20
MPCH1040L1R0	1.00	±20%	2.30	17.0	17.0	20
MPCH1055L1R3	1.30	±20%	2.30	18.5	17.0	20
MPCH1060LR45	0.45	±20%	0.76	32.0	32.0	20
MPCH1250L1R5	1.50	±20%	2.20	21.0	21.0	20

[1] T = 40 K rise at rated current.

[2] Inductance drop 20% at rated current.

© KEMET Electronics Corporation • One East Broward Boulevard
Fort Lauderdale, FL 33301 USA • 954-766-2800 • www.kemet.com

Specifications MPC

Part Number	Dimensions (mm)	Land Pattern
MPC0730LR20C MPC0740LR42C	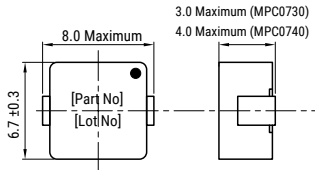	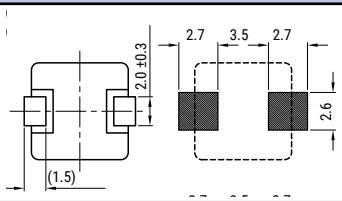
MPC0750LR60C MPC0750LR68C	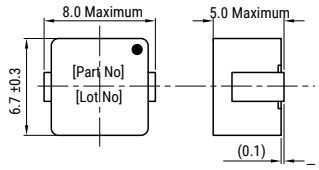	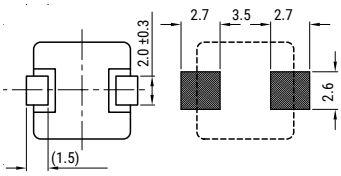
MPC1040LR36C MPC1040LR45C MPC1040LR56C	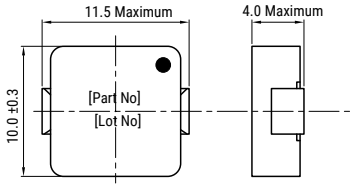	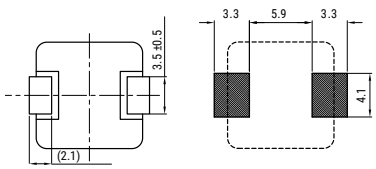
MPC1040LR88C	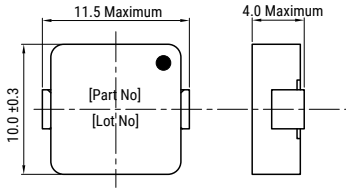	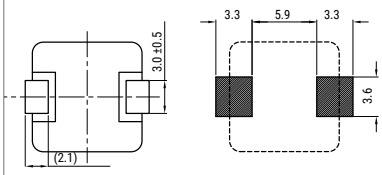
MPC1055LR36C	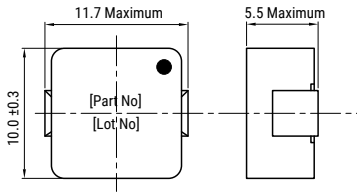	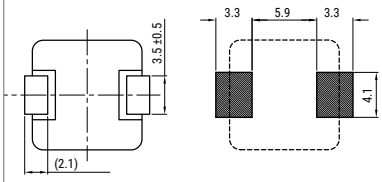
MPC1055L1R0C	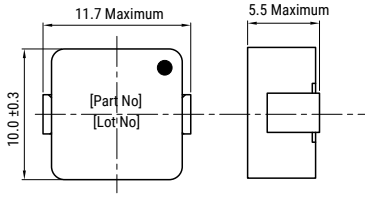	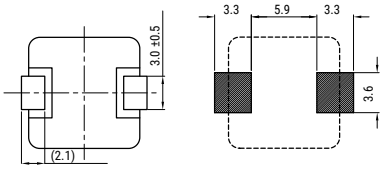
MPC1250LR36C MPC1250LR50C	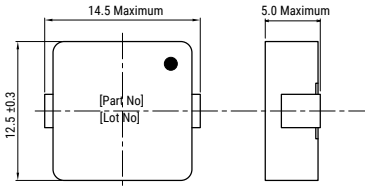	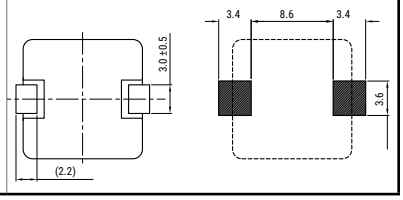

Operating temperature range: −20°C to +120°C (Include self temperature rise)

Specifications MPCG

Part Number	Dimensions (mm)	Land Pattern
MPCG0730LR40	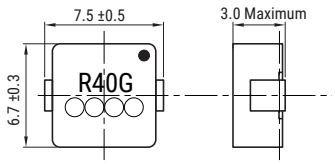	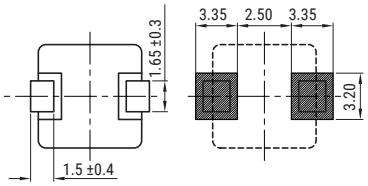
MPCG0740LR42	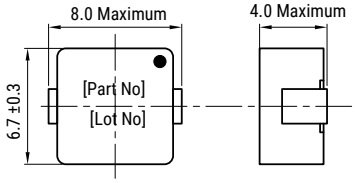	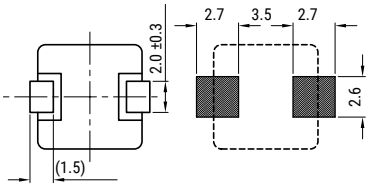
MPCG1040LR36 MPCG1040LR45 MPCG1040LR56 MPCG1040LR88	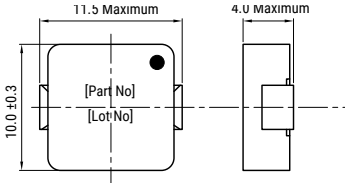	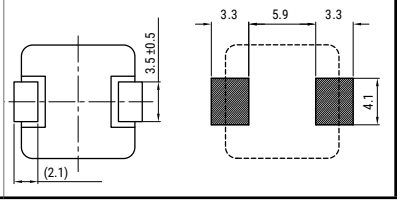

Operating temperature range: −20ºC to +120ºC (Include self temperature rise)

Specifications MPCH

Part Number	Dimensions (mm)	Land Pattern
MPCH0730LR12 MPCH0730LR24 MPCH0740LR15 MPCH0740LR24 MPCH0740LR36E	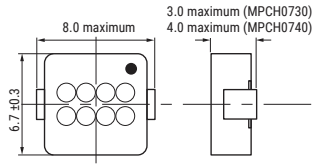	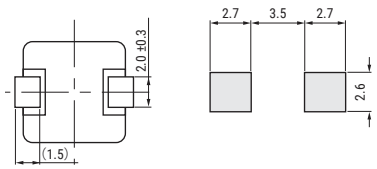
MPCH1040LR36 MPCH1040L1R0	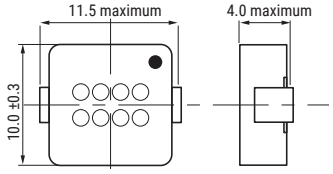	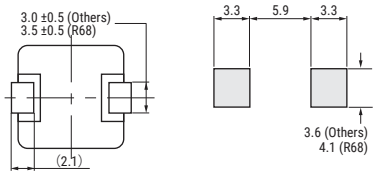
MPCH1055L1R3	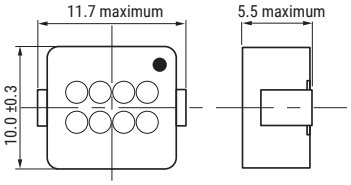	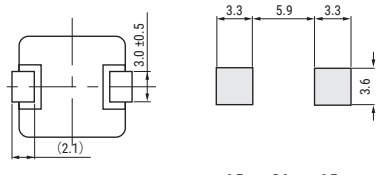
MPCH1060LR45	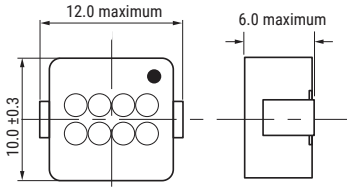	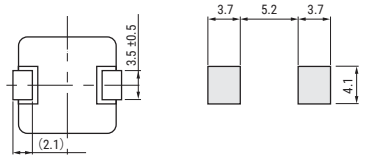
MPCH1250L1R5	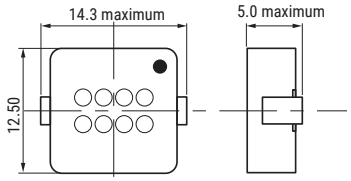	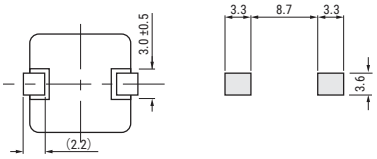

Operating temperature range: –20ºC to +120ºC (Include self temperature rise)

KEMET Electronics Corporation Sales Offices

For a complete list of our global sales offices, please visit www.kemet.com/sales.

Disclaimer

YAGEO Corporation and its affiliates do not recommend the use of commercial or automotive grade products for high reliability applications or manned space flight.

All product specifications, statements, information and data (collectively, the "Information") in this datasheet are subject to change. The customer is responsible for checking and verifying the extent to which the Information contained in this publication is applicable to an order at the time the order is placed. All Information given herein is believed to be accurate and reliable, but it is presented without guarantee, warranty, or responsibility of any kind, expressed or implied.

Statements of suitability for certain applications are based on KEMET Electronics Corporation's ("KEMET") knowledge of typical operating conditions for such applications, but are not intended to constitute – and KEMET specifically disclaims – any warranty concerning suitability for a specific customer application or use. The Information is intended for use only by customers who have the requisite experience and capability to determine the correct products for their application. Any technical advice inferred from this Information or otherwise provided by KEMET with reference to the use of KEMET's products is given gratis, and KEMET assumes no obligation or liability for the advice given or results obtained.

Although KEMET designs and manufactures its products to the most stringent quality and safety standards, given the current state of the art, isolated component failures may still occur. Accordingly, customer applications which require a high degree of reliability or safety should employ suitable designs or other safeguards (such as installation of protective circuitry or redundancies) in order to ensure that the failure of an electrical component does not result in a risk of personal injury or property damage.

Although all product–related warnings, cautions and notes must be observed, the customer should not assume that all safety measures are indicated or that other measures may not be required.

When providing KEMET products and technologies contained herein to other countries, the customer must abide by the procedures and provisions stipulated in all applicable export laws and regulations, including without limitation the International Traffic in Arms Regulations (ITAR), the US Export Administration Regulations (EAR) and the Japan Foreign Exchange and Foreign Trade Act.

KEMET is a registered trademark of KEMET Electronics Corporation.