お問い合わせ:kikaku@kel.jp

NO. P3C988

No. of contacts	A	B	C	D	E
30	35.78	21.78	17.78	23.38	19.78
40	42.13	28.13	24.13	29.73	26.13
50	48.48	34.48	30.48	36.08	32.48
60	54.83	40.83	36.83	42.43	38.83
68	59.91	45.91	41.91	47.51	43.91

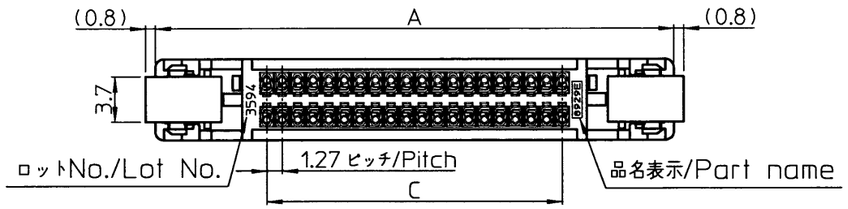

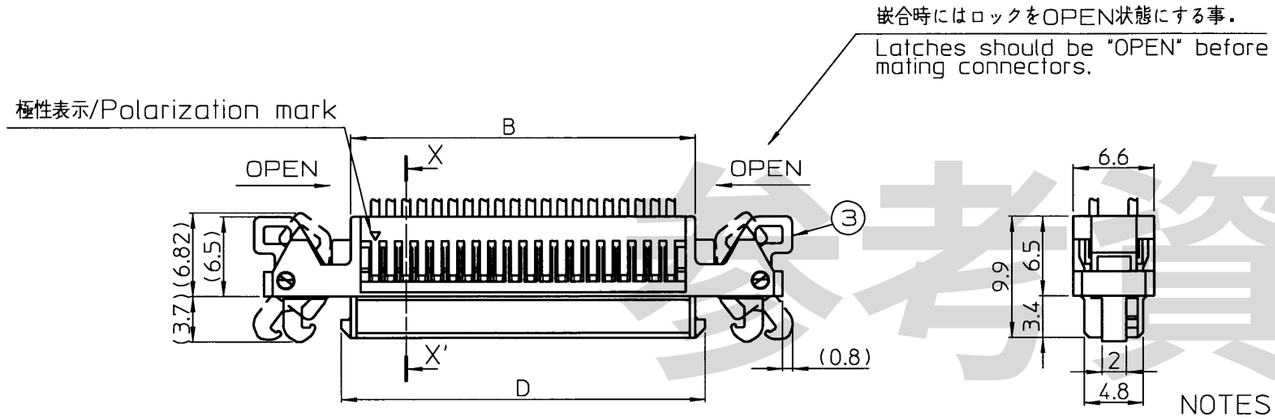

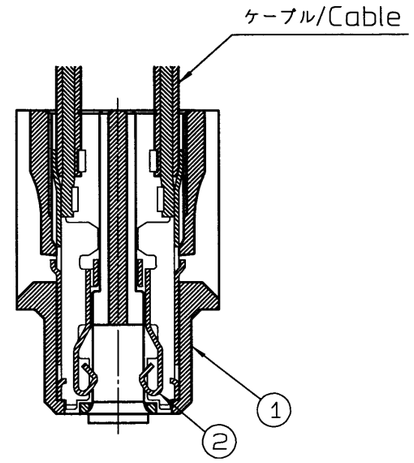

X-X'断面(5:1)
X-X'Cross-section(5:1)

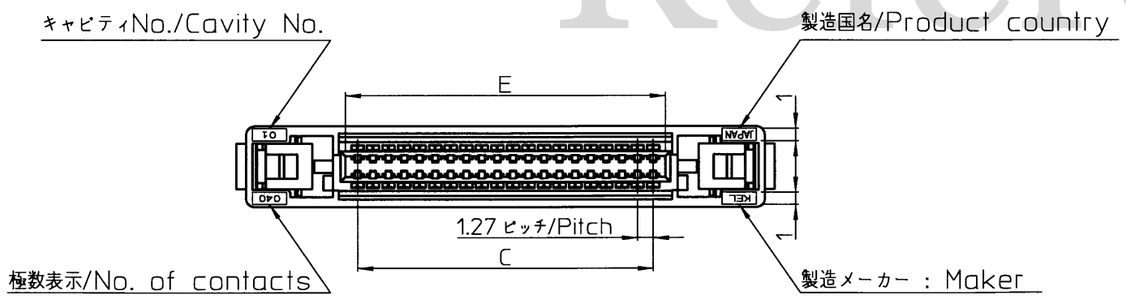

NOTES
1. 単位:mm/Dimensions are in millimeter.
2. 指定無き寸法公差/Unless otherwise specified, tolerance shall be:
   0~10未満/Less than 10 ±0.2
   10以上/10 or more ±0.3
3. コンタクト仕上げ/Contact finish.
   ニッケルめっき下地/Under plating Nickel
   接触部:金めっき仕上げ(0.05μm以上)/Contact area Au 0.05μm or more
   圧着部:錫めっき仕上げ(1.0μm以上)/Crimp area Tin 1.0μm or more
4. 本図は40極で記載したものである./This drawing is based on 40pin contacts.
5. 本コネクタ適合電線AWG26~30(仕上がり外形φ1.0mm以下)
   /Applicable cable Size:AWG26~30(Insulation Dia. :φ1.0mm or less)
6. 品名/Part name
   8929E-□□□
   └─極数/Number of contacts
   └─シリーズ名/Series name

No.	部品名/Part name	数量/Quantity	材質/Material	仕上げ/Finish
3	ロック/lock	2	PA66・ガラス繊維入り UL94V-0 茶色 /Glass-filled PA66(UL94V-0),brown	—
2	コンタクト/Contact	極数/No.of contacts	銅合金/Copper alloy	SEE NOTE3
1	インシュレータ/Insulator	1	PA66・ガラス繊維入り UL94V-0 茶色 /Glass-filled PA66(UL94V-0),brown	—

REV.	DATE	APPROVED BY	DRAWN BY	DESCRIPTION
△4 ×				
△3 ×				
△2 ×				
△1 ×				

THIRD ANGLE PROJECTION | DRAWN BY H. Taga Jul.24.2014 | CHECKED BY N. Saito Jul.25.2014 | APPROVED BY M. Suzuki Jul.25.2014 | SCALE 2:1

MATERIAL
FINISH
TITLE 8929E-□□□
KEL CORPORATION
DRAWING No. P3C988
REVISION 1

参考資料
Reference

※本資料は改良のため変更される場合がありますのでご注意ください。