



Connectors > PCB Connectors > PCB Headers & Receptacles



PCB Connector Assembly Type: **PCB Mount Header**  
PCB Mount Orientation: **Vertical**  
Connector System: **Wire-to-Board**  
Number of Positions: **8**  
Number of Rows: **1**

Features

Electrical Characteristics

Operating Voltage	125 VDC
-------------------	---------

Dimensions

Connector Width	5.8 mm[.228 in]
PCB Thickness (Recommended)	.8 mm[.031 – .063 in]
Connector Height	7.8 mm[.307 in]
Connector Length	18 mm[.709 in]

Packaging Features

Packaging Quantity	700
Packaging Method	Box, Tape

Operation/Application

Assembly Process Feature	Pick and Place Cover
Circuit Application	Power & Signal

Mechanical Attachment

--	--



Panel Mount Feature	With
Mating Retention	Without
PCB Mount Retention Type	Boardlock
Mating Alignment Type	Polarization
PCB Mount Retention	With
PCB Mount Alignment	With
Connector Mounting Type	Board Mount
Mating Alignment	With

Termination Features

Termination Post & Tail Diameter	.6 mm[.024 in]
Termination Method to PCB	Surface Mount

Contact Features

Mating Pin Diameter	.6 mm[.024 in]
Contact Mating Area Plating Material Thickness	1 – 2 μm[39.37 – 78.73 μin]
PCB Contact Termination Area Plating Material Thickness	1 – 2 μm[39.37 – 78.73 μin]
Contact Shape & Form	Round
Contact Layout	Inline
Contact Mating Area Length	4.5 mm[.177 in]
Contact Base Material	Brass
PCB Contact Termination Area Plating Material	Tin
Contact Mating Area Plating Material	Tin
Contact Type	Pin
Contact Current Rating (Max)	4 A

Housing Features

Housing Material	6T PA(GF)
Centerline (Pitch)	2 mm[.079 in]

Product Type Features

PCB Connector Assembly Type	PCB Mount Header
Connector System	Wire-to-Board
Header Type	Partially Shrouded
Sealable	No
Connector & Contact Terminates To	Printed Circuit Board



Configuration Features

PCB Mount Orientation	Vertical
Number of Positions	8
Number of Rows	1

Body Features

Primary Product Color	Natural
-----------------------	---------

Usage Conditions

Operating Temperature Range	-40 – 105 °C[-40 – 221 °F]
-----------------------------	----------------------------

Industry Standards

UL Flammability Rating	UL 94V-0
------------------------	----------

Other

EU RoHS Compliance	Compliant
EU ELV Compliance	Compliant

Product Compliance

For compliance documentation, visit the product page on TE.com>

EU RoHS Directive 2011/65/EU	Compliant
EU ELV Directive 2000/53/EC	Compliant
China RoHS 2 Directive MIIT Order No 32, 2016	No Restricted Materials Above Threshold
EU REACH Regulation (EC) No. 1907/2006	Current ECHA Candidate List: JUNE 2024 (241) Candidate List Declared Against: JUNE 2024 (241) Does not contain REACH SVHC
Halogen Content	Low Halogen - Br, Cl, F, I < 900 ppm per homogenous material. Also BFR/CFR/PVC Free
Solder Process Capability	Reflow solder capable to 245°C

Product Compliance Disclaimer

This information is provided based on reasonable inquiry of our suppliers and represents our current actual knowledge based on the information they provided. This information is subject to change. The part numbers that TE has identified as EU RoHS compliant have a maximum concentration of 0.1% by weight in homogenous materials for lead, hexavalent chromium, mercury, PBB, PBDE, DBP, BBP, DEHP, DIBP, and 0.01% for cadmium, or qualify for an exemption to these limits as defined in the Annexes of Directive 2011/65/EU (RoHS2). Finished electrical and electronic equipment products will be CE marked as required by Directive 2011/65/EU. Components may not be CE marked. Additionally, the part numbers that TE has identified as EU ELV compliant have a maximum concentration of 0.1% by weight in homogenous materials for lead, hexavalent chromium, and mercury, and 0.01% for cadmium, or qualify for an exemption to these limits as defined in the Annexes of Directive 2000/53/EC (ELV). Regarding the REACH Regulation, the information TE provides on SVHC in articles for this part number is based on the latest European Chemicals Agency (ECHA) 'Guidance on



requirements for substances in articles’ posted at this URL: <https://echa.europa.eu/guidance-documents/guidance-on-reach>

Compatible Parts



TE Part # 2405869-8  
CT 8P 300MM CABLE ASSEMBLY 2-179228-8



TE Part # CAT-AM7017-C7671  
Common Termination Contacts — POWER TRIPLE LOCK




TE Part # 1-353293-3  
MINI CT MT REC ASSY 13P GRAY




TE Part # CAT-AM7017-H8172  
AMP COMMON TERMINATION HOUSINGS


Also in the Series | AMP CT




Connector Contacts(8)




Connector Hardware(46)



PCB Headers & Receptacles(756)



Wire-to-Board Connector Assemblies & Housings(255)



Wire-to-Board Headers & Receptacles (756)

Customers Also Bought



TE Part #326861  
PIDG SPD 22-16 COMM 22-18MIL 6



TE Part #5532600-4  
CONN SEC II 31 POS 100 C/L R/A



TE Part #2-1419130-8  
TSC-124L3H,000



TE Part #1734742-6  
.5 FPC VT ZIF Type-A 6 CONT



TE Part #1217124-1  
187 FASTON,PCB TAB,TNBR

TE Part #3-794631-6  
06P MICRO MNL ASSY,VRT,HDR LF

TE Part #292168-2  
CT P/HDR ASSY 2P H W/O KINK TU

TE Part #1-1462039-9  
IM42DGR=IM RELAY 100mW 4.5V BIS

TE Part #2041517-1  
MINI USB, RCPT,V/T,DIP, B TYPE,30u" Au

TE Part #SDM-USB-QS-S  
Module QS USB to UART ConVerticaler

Documents

CAD Files

Customer View Model

ENG\_CVM\_CVM\_292174-8\_O.2d\_dxf.zip

English

3D PDF

3D

Customer View Model

ENG\_CVM\_CVM\_292174-8\_O.3d\_igs.zip

English

Customer View Model

ENG\_CVM\_CVM\_292174-8\_O.3d\_stp.zip

English

By downloading the CAD file I accept and agree to the [Terms and Conditions](#) of use.

Product Specifications

AMP COMMON TERMINATION (CT), CONNECTOR, 2mm PITCH, M/T TYPE, LEAD FREE VERSION

Japanese

Product Specification

Japanese