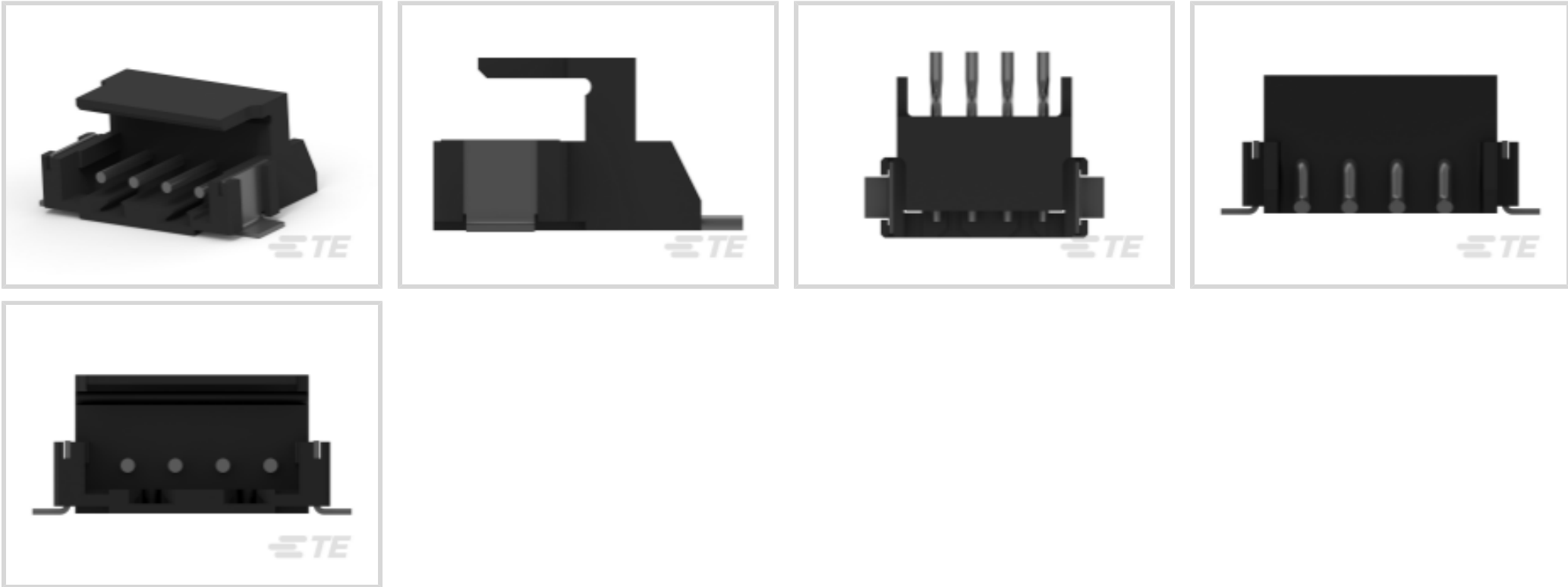




Connectors > PCB Connectors > PCB Headers & Receptacles > AMP COMMON TERMINATION HEADERS



PCB Connector Assembly Type: **PCB Mount Header**

PCB Mount Orientation: **Right Angle**

Connector System: **Wire-to-Board**

Number of Positions: **4**

Number of Rows: **1**

[All AMP COMMON TERMINATION HEADERS \(33\)](#)

Features

Electrical Characteristics

Operating Voltage	125 VDC
-------------------	---------

Dimensions

Connector Width	9 mm[.354 in]
PCB Thickness (Recommended)	.8 mm[.031 – .063 in]
Connector Height	5.8 mm[.228 in]
Connector Length	9.8 mm[.386 in]

Packaging Features

Packaging Quantity	500
Packaging Method	Box, Tape

Industry Standards

Compatible With Agency/Standards Products	UL, CSA
Compatible With Approved Standards Products	UL E28476, CSA LR7189



UL Flammability Rating	UL 94V-0
------------------------	----------

Operation/Application

Assembly Process Feature	Pick and Place Cover
Circuit Application	Power & Signal

Mechanical Attachment

Panel Mount Feature	With
Mating Retention	Without
Mating Alignment Type	Polarization
PCB Mount Retention Type	Solder Peg
PCB Mount Retention	With
PCB Mount Alignment	Without
Connector Mounting Type	Board Mount
Mating Alignment	With

Termination Features

Termination Post & Tail Diameter	.6 mm[.024 in]
Termination Method to PCB	Surface Mount

Contact Features

Mating Pin Diameter	.6 mm[.024 in]
Contact Mating Area Plating Material Thickness	1 – 2 μm[39.37 – 78.73 μin]
PCB Contact Termination Area Plating Material Thickness	1 – 2 μm[39.37 – 78.73 μin]
Contact Shape & Form	Round
Contact Layout	Inline
Contact Mating Area Length	4.2 mm[.165 in]
Contact Base Material	Brass
PCB Contact Termination Area Plating Material	Tin
Contact Mating Area Plating Material	Tin
Contact Type	Pin
Contact Current Rating (Max)	4 A

Housing Features

Housing Material	6T PA(GF)
Centerline (Pitch)	2 mm[.079 in]

Product Type Features

--	--



PCB Connector Assembly Type	PCB Mount Header
Connector System	Wire-to-Board
Header Type	Partially Shrouded
Sealable	No
Connector & Contact Terminates To	Printed Circuit Board

Configuration Features

PCB Mount Orientation	Right Angle
Number of Positions	4
Number of Rows	1

Body Features

Primary Product Color	Black
-----------------------	-------

Usage Conditions

Operating Temperature Range	-40 – 105 °C[-40 – 221 °F]
-----------------------------	----------------------------

Other

EU RoHS Compliance	Compliant
EU ELV Compliance	Compliant

Product Compliance

For compliance documentation, visit the product page on [TE.com](#)>

EU RoHS Directive 2011/65/EU	Compliant
EU ELV Directive 2000/53/EC	Compliant
China RoHS 2 Directive MIIT Order No 32, 2016	No Restricted Materials Above Threshold
EU REACH Regulation (EC) No. 1907/2006	Current ECHA Candidate List: JUNE 2024 (241) Candidate List Declared Against: JUNE 2024 (241) Does not contain REACH SVHC
Halogen Content	Low Halogen - Br, Cl, F, I < 900 ppm per homogenous material. Also BFR/CFR/PVC Free
Solder Process Capability	Reflow solder capable to 245°C

Product Compliance Disclaimer

This information is provided based on reasonable inquiry of our suppliers and represents our current actual knowledge based on the information they provided. This information is subject to change. The part numbers that TE has identified as EU RoHS compliant have a maximum concentration of 0.1% by weight in homogenous materials for lead, hexavalent chromium, mercury, PBB, PBDE, DBP, BBP, DEHP, DIBP, and 0.01% for cadmium, or qualify for an exemption to these



limits as defined in the Annexes of Directive 2011/65/EU (RoHS2). Finished electrical and electronic equipment products will be CE marked as required by Directive 2011/65/EU. Components may not be CE marked. Additionally, the part numbers that TE has identified as EU ELV compliant have a maximum concentration of 0.1% by weight in homogenous materials for lead, hexavalent chromium, and mercury, and 0.01% for cadmium, or qualify for an exemption to these limits as defined in the Annexes of Directive 2000/53/EC (ELV). Regarding the REACH Regulation, the information TE provides on SVHC in articles for this part number is based on the latest European Chemicals Agency (ECHA) 'Guidance on requirements for substances in articles' posted at this URL: <https://echa.europa.eu/guidance-documents/guidance-on-reach>

Compatible Parts

TE Part # CAT-AM7017-H8172
AMP COMMON TERMINATION
HOUSINGS

TE Part # CAT-AM7017-C7671
Common Termination Contacts —
POWER TRIPLE LOCK

TE Part # 1-353293-3
MINI CT MT REC ASSY 13P GRAY

Also in the Series | AMP CT

Connector Contacts(8)

Connector Hardware(46)

PCB Headers & Receptacles(756)


Wire-to-Board Connector Assemblies
& Housings(255)

Wire-to-Board Headers & Receptacles
(756)

Customers Also Bought



TE Part #5-1419111-3
PT271024



TE Part #1-216604-0
2X10P HV190FEDERLEI



TE Part #5-103080-5
07 MODII HDR SRST SHRD .100CL



TE Part #1-794222-0
MINI UMN2 PIN 20-16AWG AU LF



TE Part #643408-1
06P UMN2 PIN HDR ASSY POL 94VO



TE Part #5145299-1
SIM/SAM RECPT,6 POS,SMT



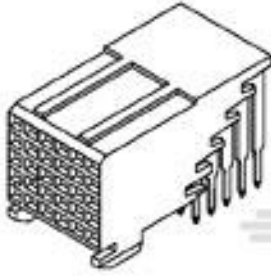
TE Part #280387-2
2X15P MODU II SHRD HDR,ST,0.38AU



TE Part #745245-3
LATCHING BLOCK BULK PAK



TE Part #1478884-3
METRIC EMC GLAND M20X1.5



TE Part #5223004-5
FB-5R,ASY,150,SIG,REC,SL,2.73

Documents

CAD Files

3D PDF

3D

Customer View Model

ENG_CVM_CVM_2-292173-4_B1.2d_dxf.zip

English

Customer View Model

ENG_CVM_CVM_2-292173-4_B1.3d_igs.zip

English

Customer View Model

ENG_CVM_CVM_2-292173-4_B1.3d_stp.zip

English

By downloading the CAD file I accept and agree to the [Terms and Conditions](#) of use.

Product Specifications

AMP COMMON TERMINATION (CT), CONNECTOR, 2mm PITCH, M/T TYPE, LEAD FREE VERSION

Japanese

Product Specification

Japanese



Agency Approvals

CSA Certificate

English

CSA Certificate

English