NO. P39922

E	D	C	B	A	Number of Contacts 極数
48.5	50.8	72.39	71.12	81.08	12
89.14	91.44	113.03	111.76	121.72	20

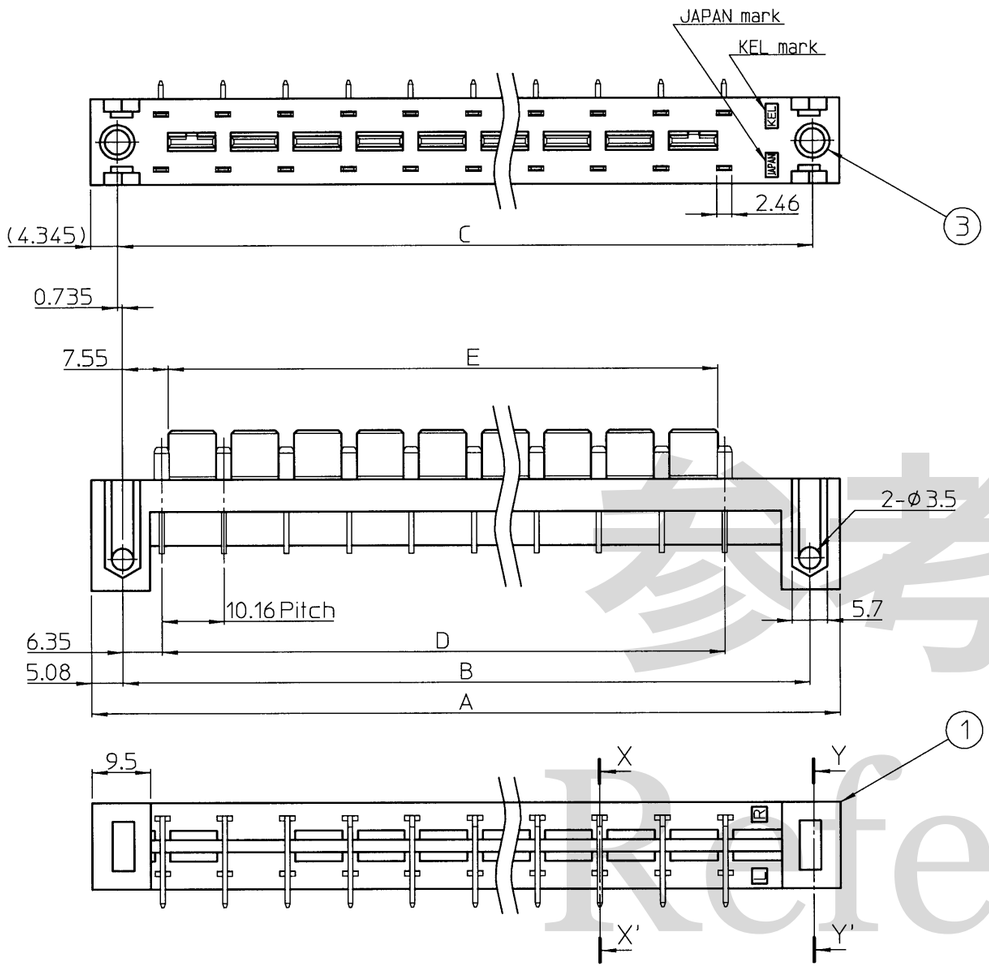

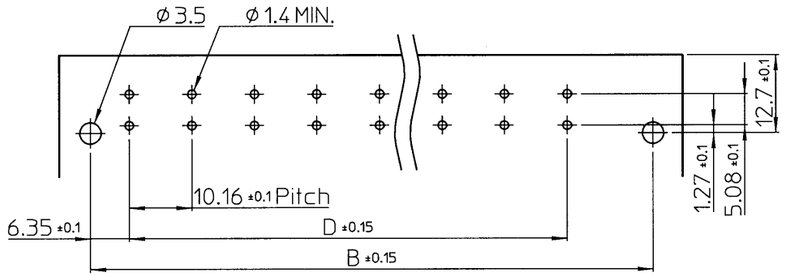

A reference drawing of P.W.B. / 基板設計要領

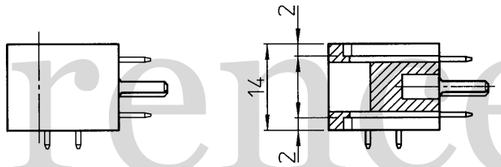

Y-Y' Cross-section

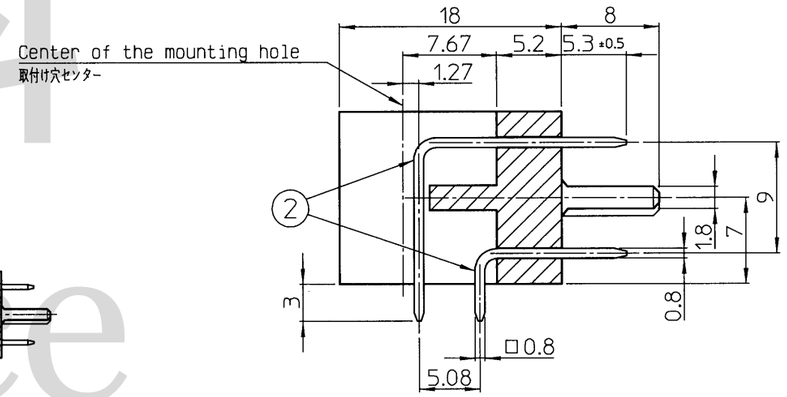

X-X' Cross-section (Scale 2:1)

参考資料
Reference

NOTES
1. Unless otherwise specified, tolerance shall be: / 指定なき寸法公差
   Less than 10 / 0~10未満 ±0.2
   10 ~ 50 / 10~50未満 ±0.3
   50 or more / 50以上 ±0.35
2. Contact finish / コンタクトの仕上げ
   Under plating Nickel / ニッケルメッキ下地
   Contact area : Gold / 接触部 : 金メッキ仕上
   None : 0.8μm or more
   B : 0.38μm or more
   Terminal area : Gold / テール部 : 金メッキ仕上(0.03μm以上)

No.	Component 部品名	Quantity 数量	Material 材質	Finish 仕上
3	Insert nuts インサートナット M4	2	Brass 黄銅	Nickel plating ニッケルめっき
2	Contact コンタクト	No. of contacts 極数	Copper-alloy 銅合金	SEE NOTE 2
1	Insulator インシュレータ	1	PBT Glass-filled, UL94V-0 PBT・ガラス繊維入り UL94V-0	—

3 ×				
2 ×				
1 ×				
Jun.15,2021	N. Saito	Y. Abe	K. Chubba	Revised for style change. /様式変更の為、改版.
REV. DATE	APPROVED BY	CHECKED BY	DRAWN BY	DESCRIPTION

THIRD ANGLE PROJECTION	DRAWN BY / DATE	CHECKED BY / DATE	APPROVED BY / DATE	SCALE	UNIT
	M. Abe Aug. 2, 2005	T. Mogami Aug. 2, 2005	A. Shimada Aug. 2, 2005	1:1	mm

MATERIAL

FINISH

TITLE 7011-□□□-161L-□-F

KEL CORPORATION

DRAWING No. P39922

REVISION 2