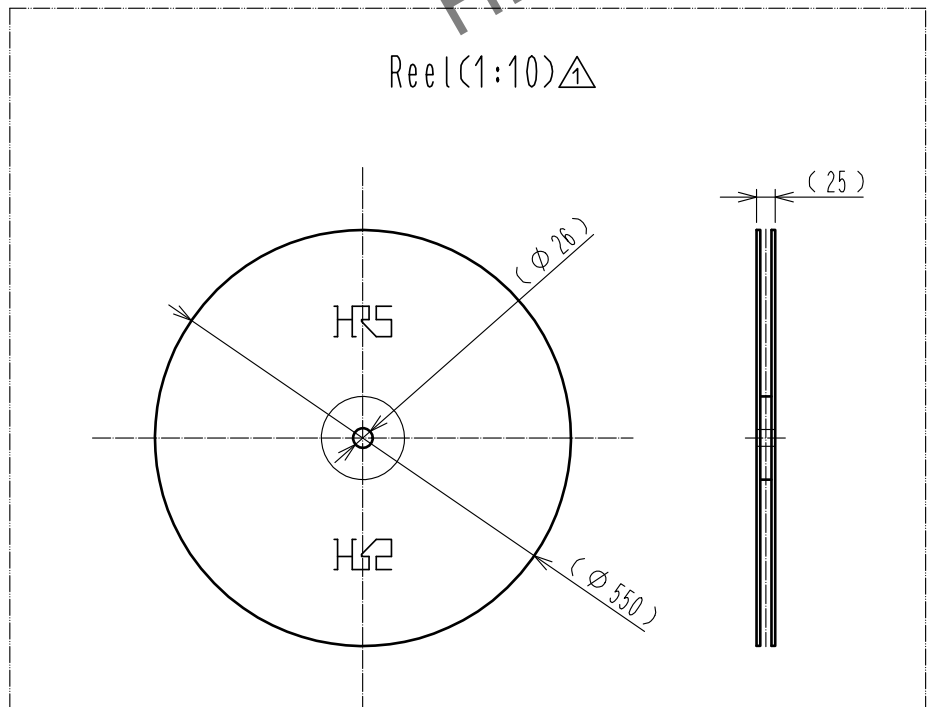
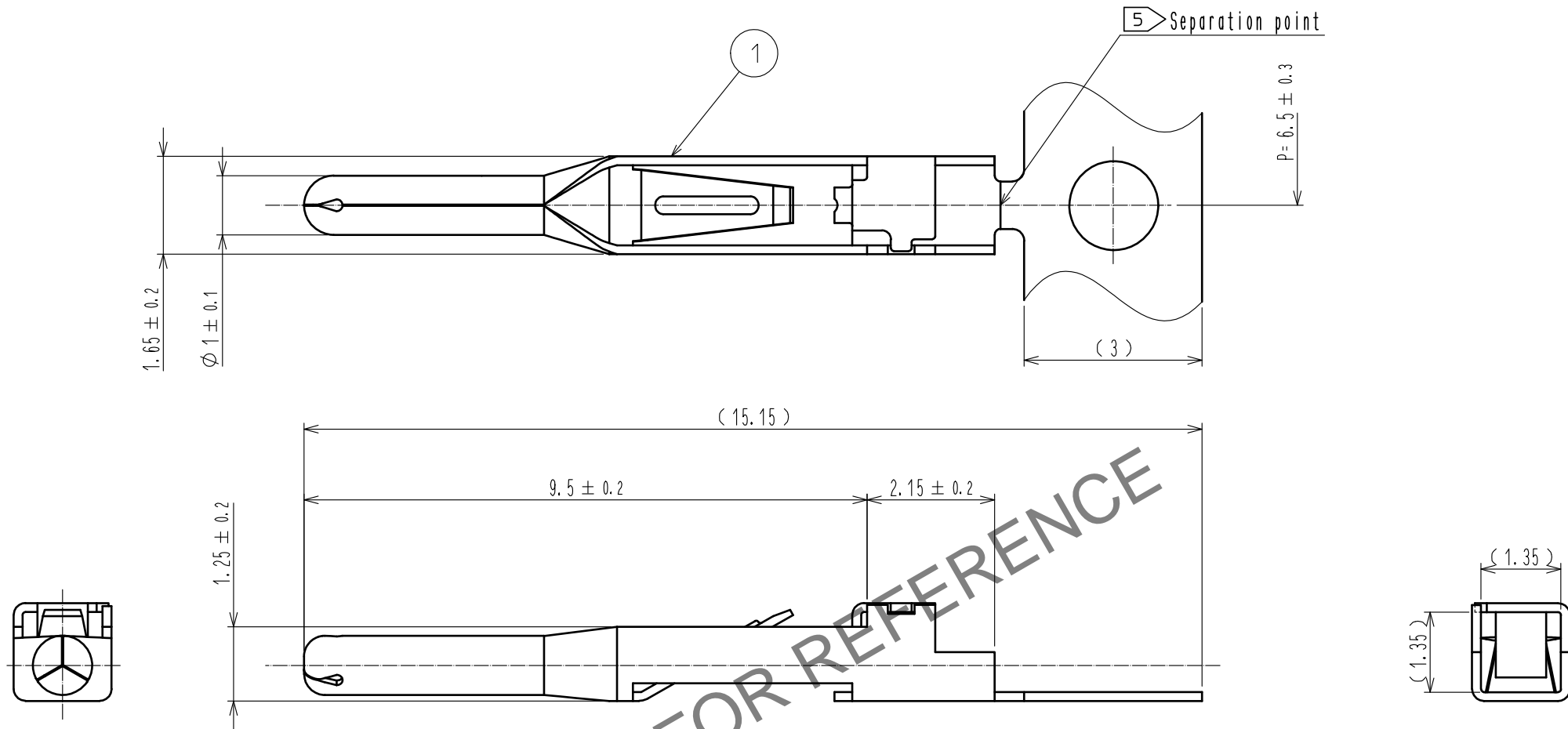
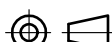





Aug.1.2024 Copyright 2024 HIROSE ELECTRIC CO., LTD. All Rights Reserved.  
In case of consideration for using Automotive equipment / device which demand high reliability, kindly contact our sales window correspondents.



- Notes 1 The product is apply to the wire AWG#22 to 24(Wire jacket diameter:  $\phi 1.4$  to  $1.6$ )  
2 Per reel : 10,000 contacts.  
3 Surface plating : Tin plating  $1\mu\text{m}$  min.  
Under plating : Nickel plating  $1\mu\text{m}$  min.  
4 The assembly of this product applies to the manual ETAD-C0454-00.  
5 Bend the terminal and carrier up and down in the axial direction of the pilot hole to separate them.  
6 This product is coated with lubricant on the surface.  
Oil residues may be confirmed, but there is no problem with performance.  
In addition, if dust etc. adhere, remove it with an air blow or the like before using.

1	Copper alloy	3							
NO.	MATERIAL	FINISH , REMARKS			NO.	MATERIAL	FINISH , REMARKS		
UNITS mm		SCALE 10 : 1	COUNT  1	DESCRIPTION OF REVISIONS DIS-C-00009701		DESIGNED SH. KOYAMA	CHECKED EJ. KUNII	DATE 20220117	
 HIROSE ELECTRIC CO., LTD.			APPROVED :YH. YAMADA		20200128	DRAWING NO. EDC-390467-00-00			
			CHECKED :HN. TANAKA		20200128	PART NO. BH12-P1-213			
			DESIGNED :SH. KOYAMA		20200128	CODE NO. CL0140-0017-0-00			
			DRAWN :SH. KOYAMA		20200128	 1			